

LABOR (Source: Job Service North Dakota)

	MAY - 2024	APR - 2024	MAY - 2023	2024-2023 CHANGE
UNEMPLOYMENT RATE				
Bismarck-Mandan MSA	2.0%	2.2%	1.7%	0.3%
Fargo-Moorhead MSA	1.9%	2.0%	1.7%	0.2%
Grand Forks MSA	2.1%	2.2%	1.9%	0.2%
North Dakota	2.0%	2.2%	1.7%	0.3%
United States	3.7%	3.5%	3.4%	0.3%
LABOR FORCE				
Bismarck-Mandan MSA	70,477	70,419	71,427	-950
Fargo-Moorhead MSA	150,046	151,049	149,456	590
Grand Forks MSA	54,449	54,895	53,998	451
North Dakota	419,843	418,261	418,590	1,253
CURRENT EMPLOYMENT				
Bismarck-Mandan MSA	69,101	68,893	71,427	-2,326
Fargo-Moorhead MSA	147,157	147,978	149,456	-2,299
Grand Forks MSA	53,305	53,691	53,998	-693
North Dakota	411,593	409,152	418,590	-6,997
ONLINE JOB OPENINGS				
Burleigh	2,673	2,943	2,753	-80
Morton	312	304	344	-32
Cass	3,757	4,309	4,269	-512
Grand Forks	1,700	1,820	1,468	232
North Dakota	14,767	16,540	15,061	-294

PROPERTY (Source: City of Bismarck, City of Mandan, Morton County & Burleigh County)

	MAY - 2024	VALUATION	MAY - 2023	VALUATION
SINGLE FAMILY				
Bismarck	23	\$9,330,153	17	\$6,922,920
Mandan	4	\$1,990,229	7	\$2,144,000
Burleigh County	6	\$1,683,010	5	\$1,640,100
Morton County	2	\$77,500	6	\$2,638,700
COMMERCIAL				
Bismarck	28	\$6,493,208	10	\$40,788,900
Mandan	1	\$1,732,640	1	\$2,891,720
Burleigh County	0	\$0	1	\$3,600
Morton County	0	\$0	0	\$0

COST OF LIVING (Source: Council for Community and Economic Research)

METRO	COMP INDEX	GROCERY	HOUSING	UTILITIES	TRANSPORTATION	HEALTH CARE	OTHER SERVICES
Bis-Man	93.6	95.3	85.3	82.4	100.5	108.3	98.6
Fargo	96.8	97.0	82.0	83.7	98.7	117.3	109.3
Grand Forks	90.5	92.2	87.3	84.7	94.9	101.3	91.1
Minot	90.3	93.6	74.2	82.6	100.5	110.3	98.2

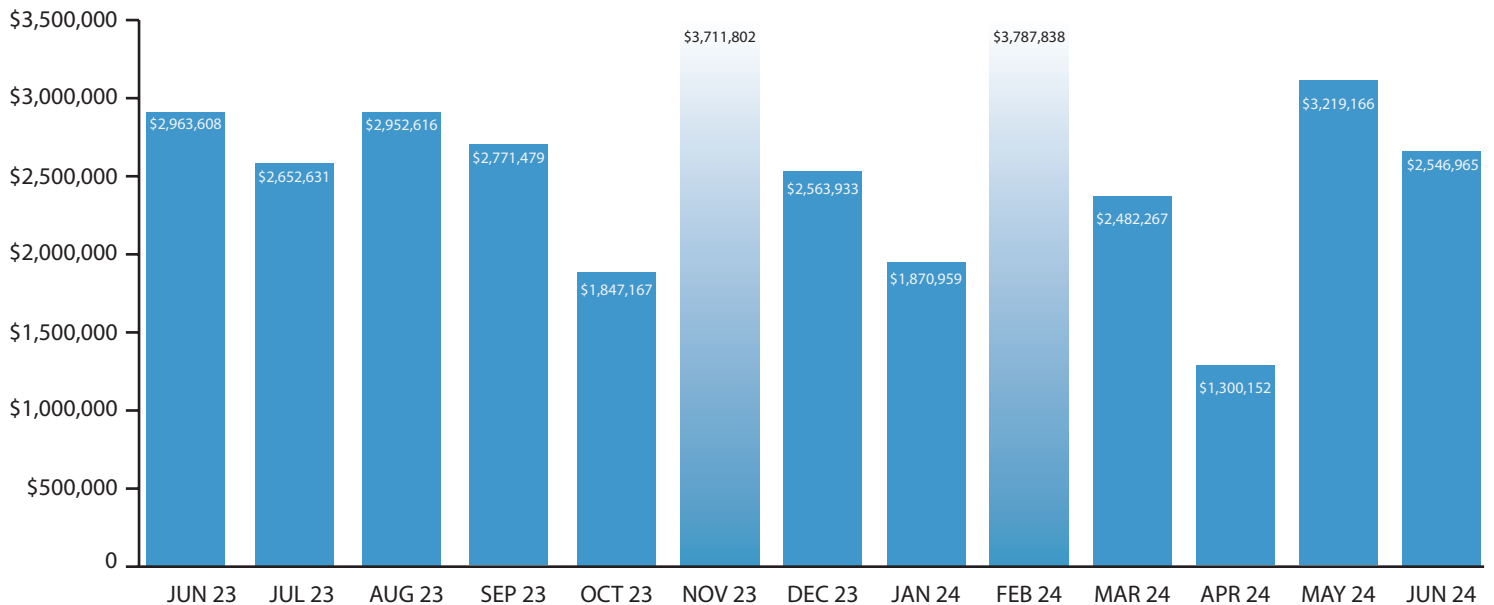
*The average for participating places equals 100. Each participant's index is read as a percentage of the average for all places.

TAXABLE SALES & PURCHASES (Source: ND Tax Department)

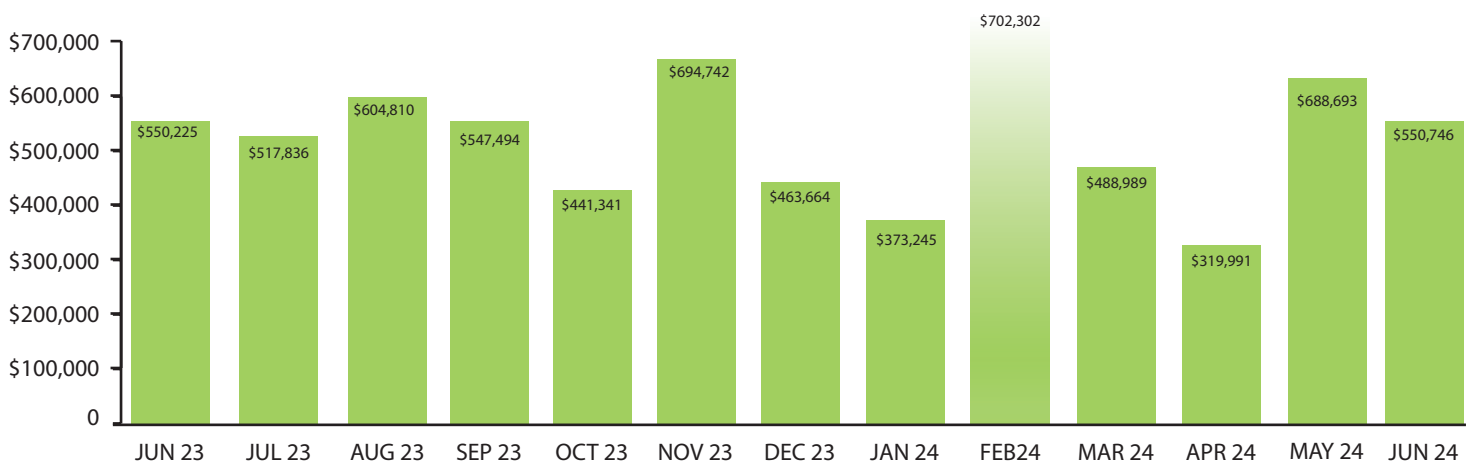
	24-23% CHANGE	Q1 - 2024	Q1 - 2023	Q1 - 2022	Q1 - 2021
Bismarck	-1.61%	\$375,347,245	\$381,509,535	\$359,491,628	\$360,576,734
Mandan	15.50%	\$78,304,400	\$67,768,821	\$61,831,824	\$59,293,155
Fargo	-1.98%	\$624,456,285	\$637,072,498	\$602,261,568	\$590,832,290
Grand Forks	5.12%	\$254,038,197	\$241,670,700	\$225,007,060	\$228,041,845
Minot	1.17%	\$279,184,562	\$275,954,574	\$238,651,133	\$231,891,095

SALES TAX (Source: ND State Treasurer)

BISMARCK

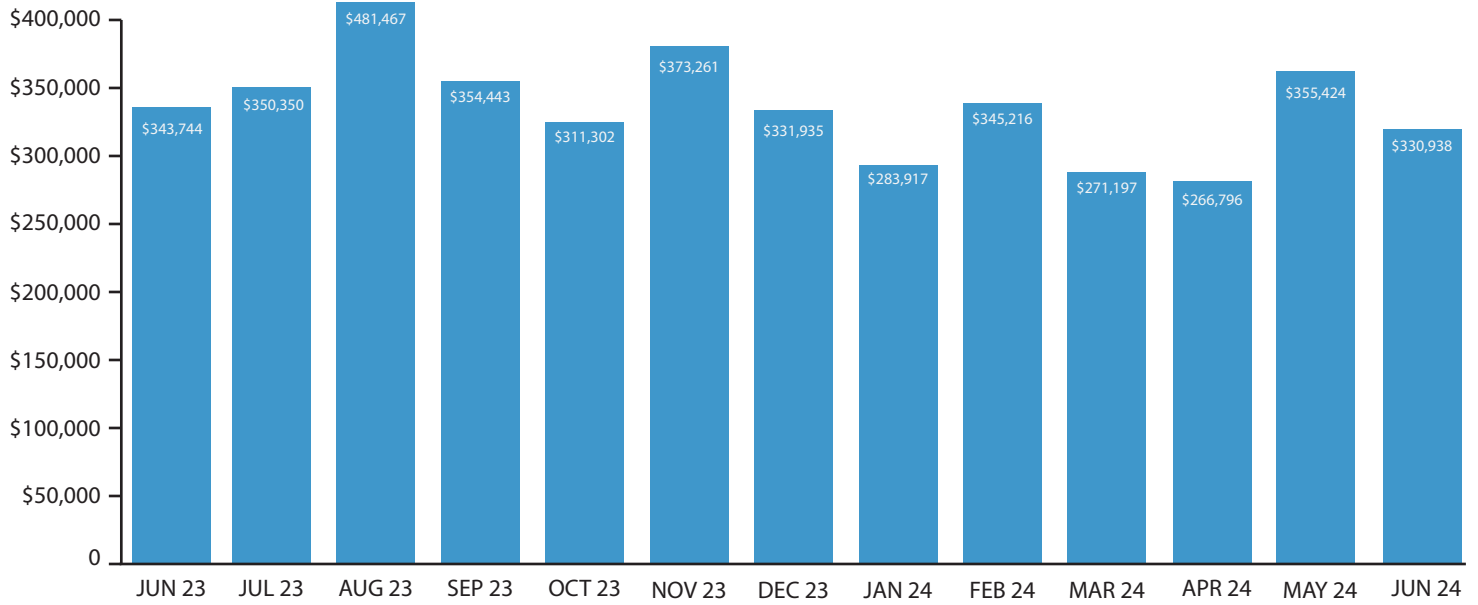


MANDAN



RESTAURANT/LODGING TAX (Source: ND State Treasurer)

BISMARCK



MANDAN

